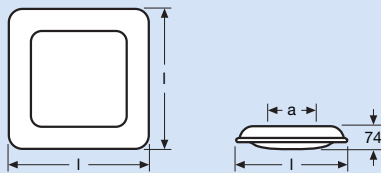

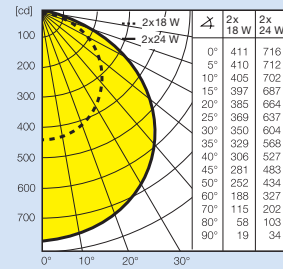


OSRAM DULUX® CARRÉ EL/D OSRAM DULUX® CARRÉ EL/P



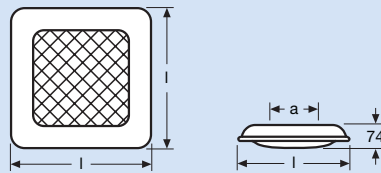
OSRAM DULUX® CARRÉ EL/D

Type	Product no. WHITE	Prod. ref.	SP	L [mm]	a [mm]
2 x 18 W	4050300353517	73201	4	320	140
2 x 24 W	4050300122441	73210	4	410	180



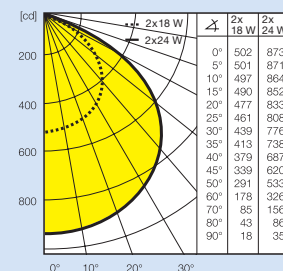
Classification LiTG: A40.2

Luminaire efficiency η_{LB} :
0.50 (2 x 18 W)
0.58 (2 x 24 W)



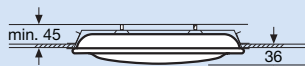
OSRAM DULUX® CARRÉ EL/P

Type	Product no. WHITE	Prod. ref.	SP	L [mm]	a [mm]
2 x 18 W	4050300353531	73201-43	4	320	140
2 x 24 W	4050300353555	73210-43	4	410	180



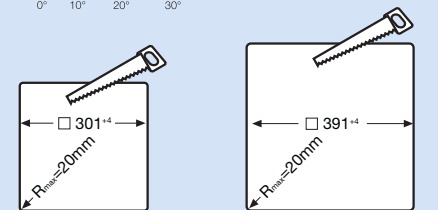
Classification LiTG: A40.2

Luminaire efficiency η_{LB} :
0.54 (2 x 18 W)
0.65 (2 x 24 W)



ACCESSORIES: Installation kit for recessed mounting

Type	Product no. WHITE	Prod. ref.	SP
OSRAM DULUX® CARRÉ EL 2x 18 W	4050300125749	73201-57	4
OSRAM DULUX® CARRÉ EL 2x 24 W	4050300125763	73210-57	4



OSRAM DULUX® CARRÉ EL 2 x 18 W

OSRAM DULUX® CARRÉ EL 2 x 24 W

Description and features

OSRAM DULUX® CARRÉ EL are very low-profile and lightweight ceiling lights with two compact fluorescent lamps for perfectly distributed bright light.

- Low-profile square ceiling luminaire for surface or enclosed mounting
- With integrated QUICKTRONIC® electronic control gear
- /D version with lamp cover with opal diffuser for soft, pleasant light without annoying reflections
- /P version with lamp cover in prism structure for glare-free light with a brilliant look

Technical data and equipment

- Equipped with two OSRAM DULUX® L 31-830 lamps
- Mains voltage: 230-240 V/0, 50-60 Hz
-
- Ceiling mounting: IP23; wall mounting: IP20
- Colour: white

Accessories

- Installation kit for recessed mounting

