




Two lights are better than one.



LUMILUX DUO®

SEE THE WORLD IN A NEW LIGHT

**OSRAM**





## The power of two: LUMILUX DUO®

### **Elegant. Low-profile. Two lamps.**

This compact and extremely low-profile luminaire for fixed connection has a high-quality aluminium casing, two bright LUMILUX® T8 lamps to provide a large amount of light in a small space and the professional QUICKTRONIC® QTP hot-restart ECG for optimum comfort and long life. LUMILUX DUO® is available in three wattages (2 x 18 W, 2 x 36 W and 2 x 58 W) with a prismatic cover or snap-on aluminium louvre. All these options are also available in dimmable versions.



**Features that make LUMILUX DUO® special:**

- Anodised aluminium section for stability and style – instead of cheap steel with poor heat-conducting characteristics
- With electronic control gear – instead of conventional control gear
- LUMILUX® energy-saver lamp – instead of conventional fluorescent tube
- Not only for walls and ceilings – can also be used as a pendant luminaire

**Uniform light:**  
*LUMILUX DUO® EL-F/P and LUMILUX DUO® DIM-F/P with prismatic lamp covers – ideal for background room lighting*

**Glare-free light:**  
*LUMILUX DUO® EL-F/P and LUMILUX DUO® DIM-F/P with aluminium louvre and highly polished reflector – ideal for the home office*



## A bright idea: innovative LUMILUX® lamps

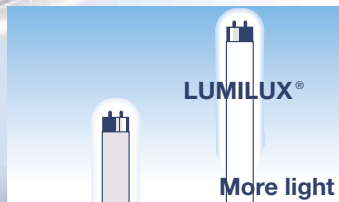
LUMILUX DUO® luminaires are equipped with LUMILUX® fluorescent lamps in light colour 830 Warm White. The innovative T8 lamps from OSRAM the lighting specialist offer considerable photometric and economical benefits compared with conventional fluorescent lamps:

- Up to 25 % higher luminous efficacy
- Much better colour rendering
- Much lower environmental impact
- Much longer lamp life
- Greatly reduced loss of luminous flux


## Comfortable and energy-saving: electronic control gear from OSRAM

LUMILUX DUO® luminaires are operated with QUICKTRONIC® QTP or QTP-DIM electronic control gear. This perfectly matched system of fluorescent lamps and ECGs ensures high levels of economy, lighting comfort and reliability.

The dimmable version can be dimmed from 100% to 1% with the 1-10V interface.



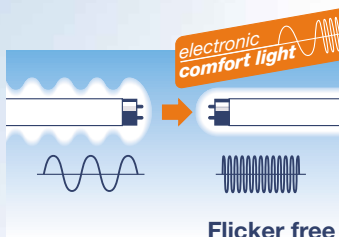
*Compared with ordinary fluorescent lamps, LUMILUX® lamps of the same wattage produce up to 25% more light*



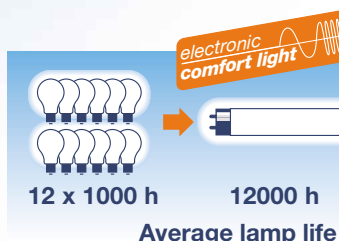
*Instant flicker-free starting in only a few seconds*



*Significant energy savings thanks to reduced power consumption for the same luminous efficacy, compared with an ordinary light bulb*



*Calm flicker-free light and silent operation with no hum*



*Long lamp life thanks to gentle "preheating" and optimum ignition*

**electronic  
comfort light**  
Quick start  
Flicker free  
Energy saving  
Long lamp life

**electronic  
comfort light**  
Quick start  
Flicker free  
Energy saving  
Long lamp life

**electronic  
comfort light**

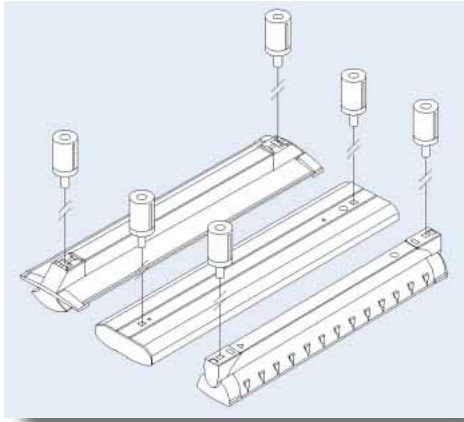
**electronic  
comfort light**

**electronic  
comfort light**

**electronic  
comfort light**

**Flexible:  
attractive applications**

The compact and extremely low-profile LUMILUX DUO® is ideal as an attractive wall or ceiling luminaire and can be suspended on the pendant kit (available separately).



*LUMILUX DUO® is available with a prismatic cover (-F/P) or an aluminium louvre (-F/R), each in three different sizes. What's more, each of these is available in a dimmable version.*



Versatility, high-intensity light and impressive economy make this new highlight from OSRAM "the number one choice" for numerous high-quality applications in homes, offices and public buildings.

Kitchens, bathrooms, home offices, passageways, corridors, waiting rooms, foyers, retail outlets and exhibition rooms all stand to benefit.

**Simple:  
quick and easy to install**

LUMILUX DUO® can be used on its own or as part of strip lighting. The integrated quick-lock system makes installation quick and simple.



